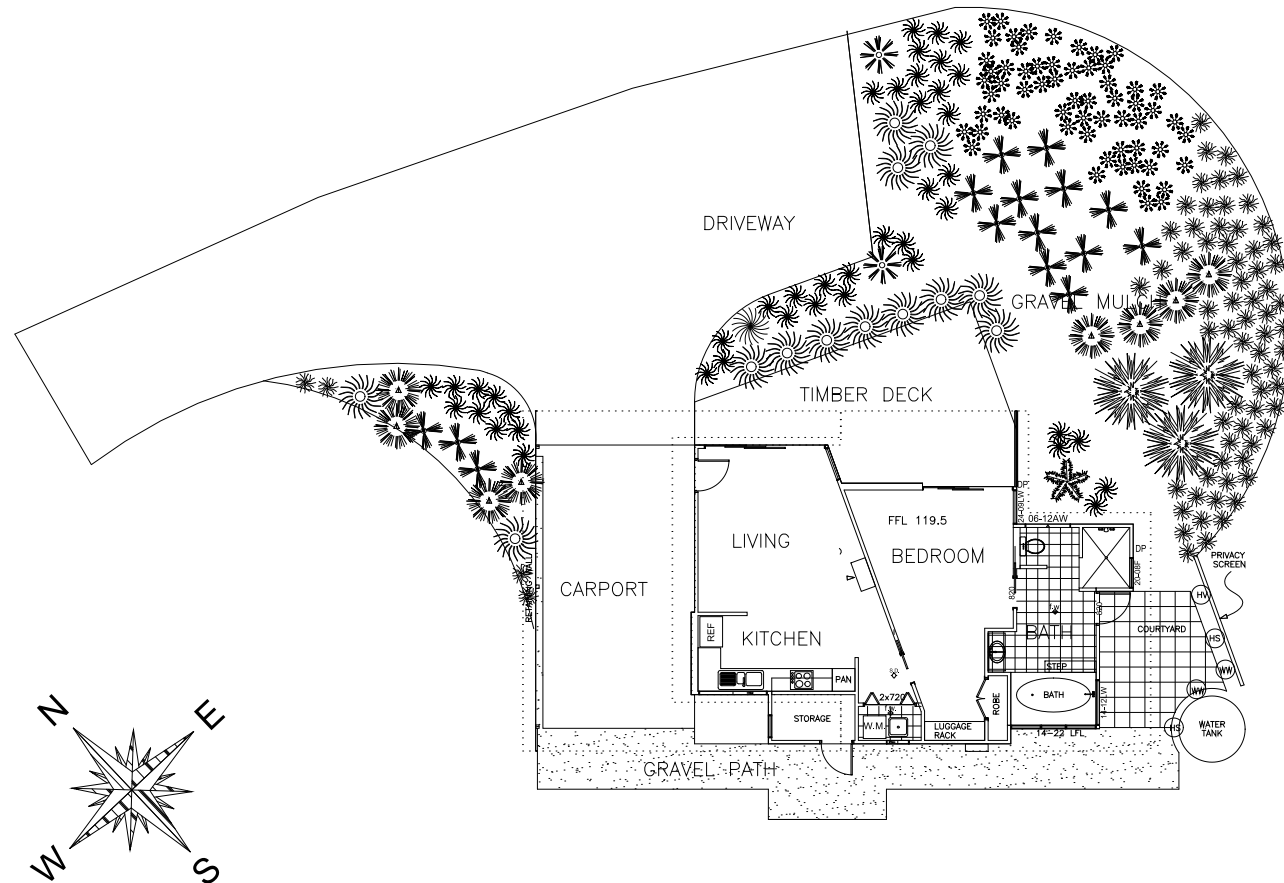
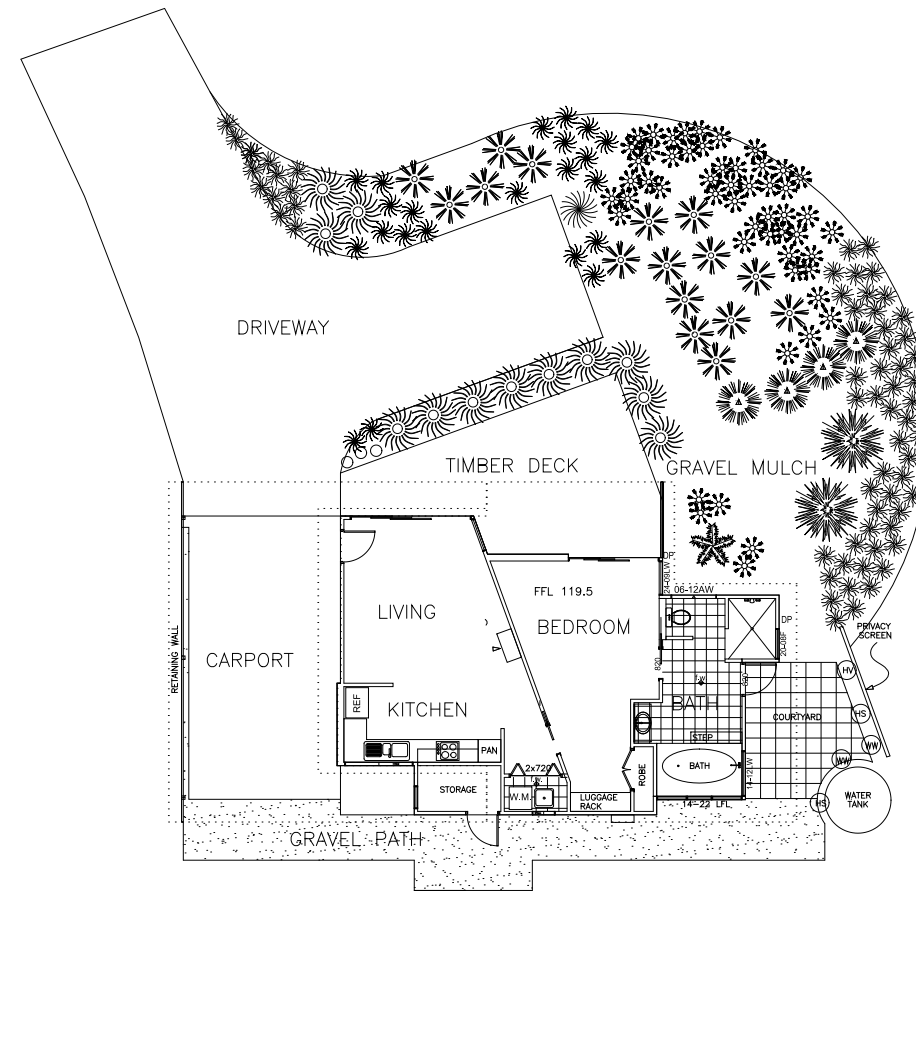


HOLIDAY CABIN 1



HOLIDAY CABIN 2



PLANTING SCHEDULE



ASSET PROTECTION ZONES

Conditions as put forward by the RFS in their letter dated 21/12/05

BUILDING	NORTH	SOUTH	EAST	WEST
Cabin 1				
IPA	45m	45m	65m	20m
OPA	15m	15m	15m	10m
APZ	60m	60m	80m	30m
SLOPE	DOWN	UP	DOWN	UP
	10°	10°	12°	9°

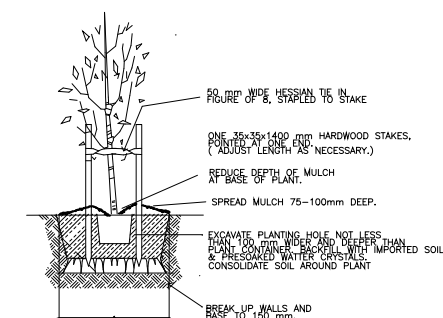
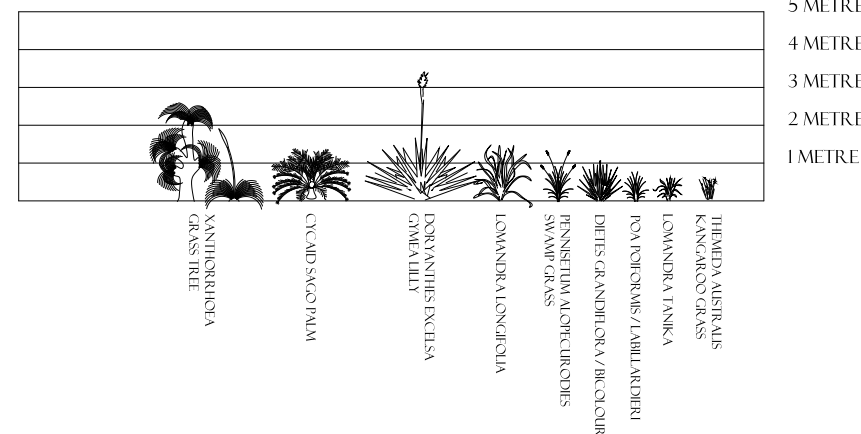
VEGETATION CLASSIFICATION :	WOODLAND
BUSH FIRE ASSESSMENT :	LOW
TREES TO 1.5 -10M, REGROWTH 15 - 30% EUCLAYPTUS	
UNDERSTORY,REGROWTH CASUARINA & NATIVE GRASS	

Cabin 2				
IPA	45m	65m	45m	20m
OPA	15m	15m	15m	10m
APZ	60m	80m	60m	30m

SLOPE	DOWN	UP	DOWN	UP
	10°	12°	10°	13°

VEGETATION CLASSIFICATION :	WOODLAND
BUSH FIRE ASSESSMENT :	LOW
TREES TO 1.5 -10M, REGROWTH 15 - 30% EUCLAYPTUS	
UNDERSTORY,REGROWTH CASUARINA & NATIVE GRASS	

PLANT HEIGHTS



TREE PLANTING DETAIL

HORTICULTURE PACIFIC

79 ABER GLASSLYN LANE ABER GLASSLYN 2320

PH: 02 49323737. MOB: 0412683737

EMAIL: amory@bigpond.net.au

Copyright is the property of Horticulture Pacific. ABN: 20757950589. The concepts, design, and information described in this drawing are copyright. Other than for the purpose prescribed under the Copyright Act, no part of it may in any form or by any means be used or reproduced without prior written permission.	DWG TITLE: CABINS 1 & 2	JOB REFERENCE: MCRSCHL
	DATE: 29/06/06	JOB TITLE: LANDSCAPE PLAN FOR PROPOSED RESIDENCE AND TOURIST CAMP ON THE RIVERBANK
	SCALE: 1:100	NAME OF CLIENT: RIVERBANK CAMP

